

Home Preschool 101

LESSON PLANS

Farm

COPYRIGHT NOTICE

Thanks so much for downloading Home Preschool 101's lesson planning packet! We hope you find it useful during your home preschool journey.

This printable is meant for personal use only. It may not be shared, copied, or reproduced in any manner without express written permission from the authors, Shaunna Evans and Mary Catherine Tatoy.

If you know someone who would benefit from these lesson plans, we'd love for you to point them towards HomePreschool101.com's site or Facebook page. Thanks so much!

MATERIALS LIST

Farm

Farm animals (such as Safari Ltd's farm animal Toob)

Corn

Oats

Barley

ACTIVITIES CHECKLIST

Farm

<i>Math</i>		<i>Science</i>	
Sort farm animals		Animal matching	
Pig in the Mud game		Animal products	
Farm animal shapes		Growing vegetables	
Animal counting		Make bread	
Measure feed		Floating egg experiment	
<i>Literacy</i>		<i>Read Alouds</i>	
Farm word list		Mrs. Wishy-Washy	
"On the Farm" book-making		Color Farm	
Farm rhyming game		Jobs on a Farm	
Farm animal beginning sounds		The Little Red Hen	
Little Red Hen sensory retelling		Click, Clack, Moo	
<i>Arts and Crafts</i>		<i>Sensory</i>	
Paint with produce		Magnetic letters in "feed"	
Popsicle stick puppets		Pigs in the mud sensory play	
Shoebox barn puppet theater		Wash muddy animals	
Mixed- up scarecrow art		Farm sensory play	
Baby chick painting		Little Red Hen sensory bin	
<i>Other</i>		<i>Other</i>	
"Haystacks" snack			
Puppet show			
Farm trip			
Hatch chicks			
Big cardboard barn			

SKILLS CHECKLIST

Farm

		M1: Sort farm animals	M2: Pig in the Mud game	M3: Farm animal shapes	M4: Animal counting	M5: Measure feed	S1: Animal matching	S2: Animal products	S3: Growing vegetables	S4: Make bread	S5: Floating egg experiment	L1: Farm word list	L2: Rhyming game	L3: "On the Farm" book	L4: Beginning sounds	L5: Little Red Hen retelling
<i>Literacy</i>	Print conveys meaning											X		X		
	Rhyming												X			
	Letter knowledge															
	Left-to-right progression											X		X		
	Oral language skills											X			X	X
<i>Math</i>	Shapes			X												
	Sorting by attribute	X														
	Measurement					X										
	Numeral knowledge															
	Counting		X		X											
One-to-one correspondence		X														
<i>Science</i>	Scientific observation and investigation						X		X	X	X					
	Observe and describe living processes								X							
	Describe physical properties of objects						X	X	X	X						
	Explore and observe the natural world								X							
<i>Other</i>																

SKILLS TAUGHT - NOTES

Farm

BOOK LIST

Farm

Mrs. Wishy-Washy by Joy Cowley
Color Farm by Lois Ehlert
Jobs on a Farm (World of Farming) by Nancy Dickmann
The Little Red Hen by Paul Galdone
Click, Clack, Moo: Cows That Type by Doreen Cronin
Mrs. Wishy-Washy's Farm by Joy Cowley
Farm by Elisha Cooper
On the Farm by David Elliott
Farmyard Beat by Lindsey Craig
Big Red Barn by Margaret Wise Brown
Go to Sleep, Little Farm by Mary Lyn Ray
The Year At Maple Hill Farm by Alice Provensen
Funny Farm by Mark Teague
Mr. Brown Can Moo, Can You? by Dr. Seuss
Eggs and Legs: Counting by Twos by Michael Dahl
Duck on a Bike by David Shannon
The Cow That Went Oink by Bernard Most
The Grumpy Morning by Pamela Duncan Edwards
Barnyard Banter by Denise Fleming
Little Blue Truck by Alice Schertle

For more information about some of the books, check out Fantastic Fun and Learning's [Farm Books](#).

FULL DAY LESSON PLAN

Farm

TIME		MON	TUE	WED	THU	FRI
15 min	Calendar	Songs & Calendar Time	Songs & Calendar Time	Songs & Calendar Time	Songs & Calendar Time	Songs & Calendar Time
15 min	Math	Sort farm animals	Pig in the Mud game	Farm animal shapes	Animal counting	Measure "feed"
30 min	Snack	Snack	Snack	Snack	Snack	Snack
45 min	Free Play	Free Play	Free Play	Free Play	Free Play	Free Play
30 min	Science	Animal matching	Animal products	Growing vegetables	Make bread	Floating egg experiment
20 min	Read Aloud	Mrs. Wishy-Washy	Color Farm	Jobs on a Farm	The Little Red Hen	Click, Clack, Moo
25 min.	Literacy	Farm word list	"On the Farm" book-making	Farm rhyming game	Farm animal beginning sounds	Little Red Hen sensory retelling
45 min.	Free Play	Free Play	Free Play	Free Play	Free Play	Free Play
90 min.	Lunch/Outdoors	Lunch/Outdoor Play	Lunch/Outdoor Play	Lunch/Outdoor Play	Lunch/Outdoor Play	Lunch/Outdoor Play
60 min.	Story/Nap	Read Aloud/ Nap Time	Read Aloud/ Nap Time	Read Aloud/ Nap Time	Read Aloud/ Nap Time	Read Aloud/ Nap Time
	Other	"Haystacks" snack	Pigs in the mud sensory play	Mixed-up scarecrow art	Puppet show	Trip to a farm

HALF DAY LESSON PLAN

Farm

TIME		MON	TUE	WED	THU	FRI
15 min.	Calendar	Songs & Calendar Time	Songs & Calendar Time	Songs & Calendar Time	Songs & Calendar Time	Songs & Calendar Time
15 min.	Math	Sort farm animals	Pig in the Mud game	Farm animal shapes	Animal counting	Measure "feed"
30 min.	Snack	Snack	Snack	Snack	Snack	Snack
45 min.	Free Play	Free Play	Free Play	Free Play	Free Play	Free Play
30 min.	Science	Animal matching	Animal products	Growing vegetables	Make bread	Floating egg experiment
20 min.	Read Aloud	Mrs. Wishy-Washy	Color Farm	Jobs on a Farm	The Little Red Hen	Click, Clack, Moo
25 min.	Literacy	Farm word list	"On the Farm" book-making	Farm rhyming game	Farm animal beginning sounds	Little Red Hen sensory retelling
45 min.	Free Play	Free Play	Free Play	Free Play	Free Play	Free Play

LESSON ACTIVITIES - EXPLANATION

Farm

<i>Math</i>	<i>Science</i>	<i>Literacy</i>	<i>Other</i>
<p><u>Sort farm animals</u> - Sort farm toys by number of legs (or other attributes). (TF)</p>	<p><u>Animal matching</u> - Match pictures of baby animals to their parents. (TF)</p>	<p><u>Farm word list</u> - Brainstorm a list of words related to the farm (farm animals, foods and crops, equipment, etc.). Write them down and add pictures. Then put them up for reference the rest of the theme.</p>	<p><u>"Haystacks" snack</u> - Make this treat together, measuring and mixing according to the directions.</p>
<p><u>Pig in the Mud game</u> - Print out the pig sheet and laminate for sturdiness. Use Unifix cubes, LEGO bricks, or any other counters along with dice.</p>	<p><u>Animal products</u> - Make a list of different farm animals and the products that come from each animal.</p>	<p><u>"On the Farm" book-making</u> - Create farm animal art to go along with each page in this homemade book.</p>	<p><u>Pigs in the mud sensory play</u> - Sing a simple rhyme while exploring "muddy" sensory play. (TF)</p>
<p><u>Farm animal shapes</u> - Make farm animals out of construction paper shapes after reading <i>Color Farm</i>. <u>This shape cow</u> is an example.</p>	<p><u>Growing vegetables</u> - Grow new vegetables from old scraps. Experiment with carrot tops, celery, green onions, and potatoes. What did you observe?</p>	<p><u>Farm rhyming game</u> - Listen to two words. Oink if they rhyme (or choose a different animal sound to make).</p>	<p><u>Mixed-up scarecrow art</u> - Make a process art canvas using paint and items to represent the parts of a scarecrow. Use heavy weight paper instead of a canvas if that's preferred.</p>
<p><u>Animal counting</u> - Print out the number barns. Print out multiple copies of the sheep, rooster, and calf cards. Children place the correct number of animals by each barn number.</p>	<p><u>Make bread</u> - Find a recipe for baking bread. Work together to measure, mix, and bake. Talk about where each ingredient came from.</p>	<p><u>Farm animal beginning letters</u> - Use magnetic letters and farm animal toys or pictures. Match the animal to the letter it begins with.</p>	<p><u>Puppet show</u> - Put on a puppet show using the shoebox farm and craft stick farm animals made during independent art time.</p>
<p><u>Measure feed</u> - Use measuring cups with oats or corn. Explore the concepts of full and empty, along with beginning measurement. (TF)</p>	<p><u>Floating egg experiment</u> - How can you make an egg float using salt and water?</p>	<p><u>Little Red Hen sensory retelling</u> - After reading the story of the Little Red Hen, retell it using simple materials and farm animals.</p>	<p><u>Farm trip</u> - Take a trip to a local farm. Be sure to bring the camera. Extend the experience by making a book about the trip. (TF)</p>

(TF) - Toddler-friendly ideas that would work when home with children of different ages.

INDEPENDENT ACTIVITIES

Farm

These activities would work well as centers or work boxes during free play time. They're meant to allow children the chance to play, explore, and practice preschool skills on their own. Children may still need some assistance at times, of course. They're broken down by subject area for reference. (TF) =Toddler-Friendly

Math

Farm Number Cards - Kids can use the printable number cards to sequence and count. Add farm animals and let them practice one-to-one correspondence by placing the correct number of animals by each card.

Animal sorting - Leave different animal toys out so kids can sort (by number of legs, type of animal). (TF)

Literacy

Farmer's Market Pretend Play - Set out whatever materials you have on-hand (real or fake produce, gardening gloves, garden hats, cash register, etc.). Children pretend to run a stand at the farmer's market! (TF)

Letter Matching - Children can use the printable farm animal cards to match uppercase and lowercase letters.

Science

Play Dough Barn Building - Use craft sticks and play dough to construct a standing barn. Extend this activity by adding farm animals for pretend play once the barn is finished.

Farm Feed Sensory Bottles - Add various materials (corn, straw, oats, dirt, etc.) to empty bottles. Let the children explore them throughout the week. (TF)

Sensory

Magnet Letters in "Feed" - Add magnetic letters to oats or corn. Children can explore the sensory aspects of the "feed", measure, pour, scoop, and locate letters.

Simple Farm Sensory Play - Use whichever of these items you have on-hand. They represent different farm animals (chickens, sheep, etc.) and relate to wonderful farm-themed books. (TF)







Block Play







Barn Building - Use wooden blocks of all shapes and sizes to create barns. Add toy animals, farmers, and tractors to extend the play. (TF)







Arts and Crafts







Barn Art - Put out markers, glue, and construction paper. Kids can use those materials to design and create their own barn scenes.







Puppets and Theater - Kids can use construction paper and craft sticks to create farm animal and farmer puppets. They can use a cardboard box and paint or markers to create a barn puppet theater.











































































































































































































































Below you'll find picture cards of farm animals. Each animal has a baby version and an adult version.

Cut out the animal cards and laminate them if you'd like (for durability).

Children match the baby animal to the adult animal.

These animals are included –

Chick and Chicken

Kid and Goat

Piglet and Pigs

Foal and Horse

Lamb and Sheep





From the creators of [Fantastic Fun & Learning](#) | [Fun-A-Day](#) | [Home Preschool 101](#) | [Preschool Teacher 101](#)
For personal or single classroom use only. May not be shared or distributed without express permission.



From the creators of [Fantastic Fun & Learning](#) | [Fun-A-Day](#) | [Home Preschool 101](#) | [Preschool Teacher 101](#)
For personal or single classroom use only. May not be shared or distributed without express permission.



From the creators of [Fantastic Fun & Learning](#) | [Fun-A-Day](#) | [Home Preschool 101](#) | [Preschool Teacher 101](#)
For personal or single classroom use only. May not be shared or distributed without express permission.



The Dice Game

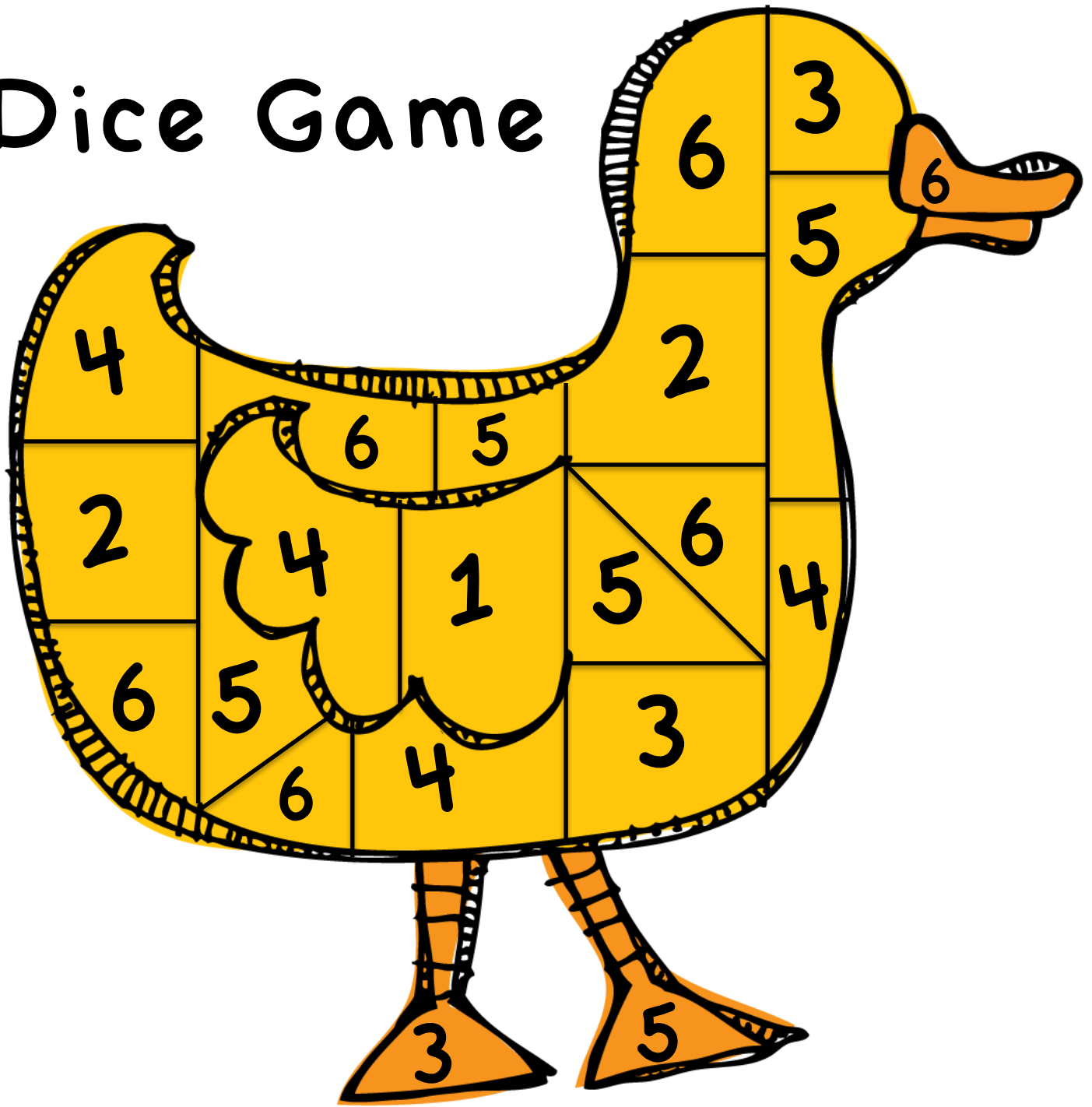
The dice game is meant for 2 players. Each player chooses a different color crayon, and the players share one paper.

Player 1 rolls the die, then colors in the appropriate number. Player 2 then takes her turn. They go back and forth until all numbers have been colored in. The player with the most numbers colored is the winner of the game.


Put the Mud on the Pig

This math game can be played individually or in a group. Children begin with a laminated pig play mat, brown or black unifix cubes (or some other counters), and 1 or 2 dice. Children roll the dice and add the appropriate number of unifix cubes. This game is discussed in the following post -- <http://fun-a-day.com/spring-on-the-farm-week-in-review/>.


The Dice Game



The Dice Game



Put the Mud on the Pig



The pig lives on
the farm.

The pig lives on
the farm.

The pig lives on
the farm.

The cow lives on
the farm.

The cow lives on
the farm.

The cow lives on
the farm.

The sheep lives on
the farm.

The sheep lives on
the farm.

The sheep lives on
the farm.

The horse lives on
the farm.

The horse lives on
the farm.

The horse lives on
the farm.

On the Farm

